

HOW TO DRESS LIKE A PIRATE (WITHOUT LEAVING YOUR HOUSE)

There are plenty of expensive pirate costumes around, but it's easy to make your own out of things you'll find around the house.

Here are a few suggestions for both boys and girls that won't cost a penny:

- ✂ Wear baggy pants or jeans and roll them up to the knees. If you're not going to wear them again, fray the edges or cut them to look ragged. If you are going to wear them again, rolling them will be fine. Or wear baggy shorts.
- ✂ Wear high knee socks (or long underwear) to cover your legs below the pants or shorts. Striped knee socks are fun.
- ✂ Wear an old pair of shoes or boots. Add big buckles made out of aluminum foil.
- ✂ Wear a striped or white shirt or blouse. It's best if it's oversized and baggy.
- ✂ Wear a bandanna on your head, unless you have a pirate hat.
- ✂ Use a thick ribbon or rope for a belt.
- ✂ Wear one or two big hoop earrings. Add wooden beads if you have them.
- ✂ Make your own eye patch out of a piece of cardboard painted black or black construction paper and a string.



Other touches:

- ✂ A telescope made from a painted cardboard tube or a kaleidoscope.
- ✂ A treasure map. Use regular paper and dip it in tea and/or smear it with ashes to make it look old.
- ✂ A toy stuffed parrot taped pinned onto your shoulder.
- ✂ And if you learn to talk like a pirate, you'll be a big hit!

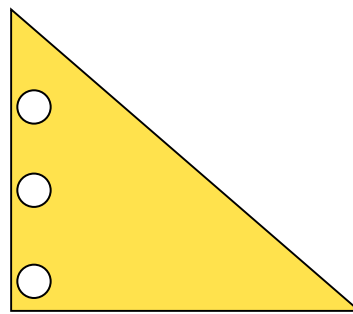
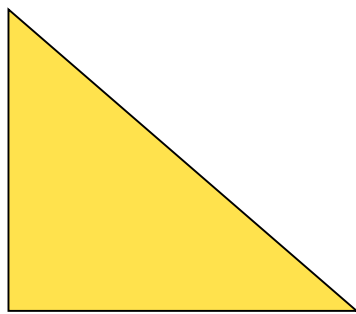


FLOAT YOUR OWN BOAT

You can build a simple boat that will REALLY-REALLY-REALLY float.

(Just don't try to sail your hamster in it!) Here's what you need:

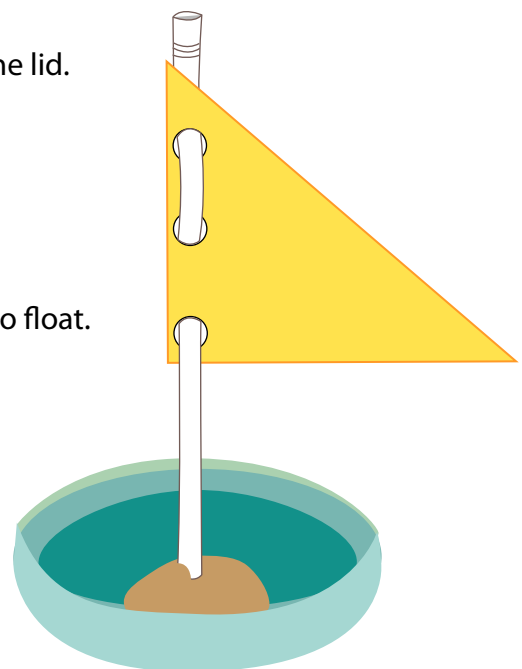
- Construction paper
- Play dough or clay
- Drinking straw
- Plastic lid
- Scissors, punch, crayons, markers and/or stickers



1. Cut a triangle out of construction paper. Decorate it however you want with crayons, markers, stickers, glitter.
2. Punch three holes along the long side of the sail and weave a drinking straw through the holes.
3. Put a lump of clay or play dough on the inside of the lid.
4. Firmly insert the end of the straw into the clay.

Ahoy, mateys! Now you've got your own boat to float.

Don't forget to give it a name!



AHOY, MATEYS! LEARN TO TALK LIKE A PIRATE

Avast! Here are some tips to help you talk like a genuine (but nice) pirate:

Rule #1: Never say "I am" or "You are." Instead, say "I be" or "You be."
With a little practice, it's easy.

Rule #2: Think big. Pirates like to exaggerate. Don't just say, "It's a nice day."
Say, "It be the greatest, grandest most glorious day me eyes have ever seen."

Don't say "lots of treasure."

Say "Huge mounds of glittering gold doubloons and jewels of every size and shape and color."

Rule #3: This is easy: drop the "g's" at the end of words.
So you'll say: sailin', rowin', fightin', etc.

Rule #4: Throw in a few favorite pirate words and phrases. Here's a list:

Ahoy	Hello, hi, or hey
Avast	Stop or Attention!
Bilge Rat	An insult
Booty	Treasure
Davy Jones' locker	The bottom of the sea
Doubloons	Pieces of gold
Hornpipe	A bouncy sailor dance or a reed instrument sailors played
Jack	A flag or a sailor
Jolly Roger	Skull and crossbones, the pirate flag
Landlubber	A landlubber or someone not used to life on the sea
Lily-livered	A coward
Matey	A shipmate or friend
Me hearty	A shipmate or friend



Me	My
Pieces o' eight	Pieces of silver cut into eighths as small change
Scurvy Dog	This is another insult
Shiver me timbers!	An exclamation of surprise
Swashbuckling	Fighting and having a grand old time on the high seas
Thar	There
Walk the plank	The ultimate punishment, leading to a trip to Davy Jones' Locker
Ye	You

TRANSLATE THIS PIRATE TALK:

You can practice by translating this ordinary sentence into pirate talk:

Hi, friend,

Attention!

If you're a pirate and some bad person finds the treasure before you do, then, my friend, you may have to be punished and end up at the bottom of the sea like a coward.

TRANSLATION:

Ahoy, matey,

Avast!

If ye sail under the Jolly Roger and some scurvy dog discovers the booty of glittering doubloons and pieces o' eight before ye, then, me hearty, ye must walk the plank and end up in Davy Jones' locker like any lily-livered bilge rat among ye.



ARRGH!

HERE BE PIRATE RIDDLES!



Q: What do you get when you cross a pie with a rat?

A: A Pie Rat! Arrrgh!

Q: Why does it take a pirate so long to learn the alphabet?

A: Because they can spend years at C!

Q: Why did the pirate's phone beep?

A: Because he left it off the hook!

Q: How much does it cost a pirate to get earrings?

A: A Buccaneer! (Buck –an-ear)

Q: Why didn't the pirate get hungry on the desert island?

A: Because of all the sand which is there! (Sandwiches)

Q: What is a pirate's favorite kind of cookie?

A: Ships Ahoy!

Q: How much did the pirate pay for his peg leg and hook?

A: An arm and a leg!

P-I-R-A-T-E-S

Humphrey decided to see how many words he could make from the letters in the word "pirates." He came up with 114!

Maybe you can come up with more. Take a sheet of paper and start your own list.

JUST SOME OF THE WORDS YOU CAN MAKE FROM "PIRATES"

- | | | | |
|-------------|------------|------------|--------------|
| 1. are | 32. pest | 63. sea | 94. tare |
| 2. are | 33. pet | 64. sear | 95. tares |
| 3. as | 34. pets | 65. seat | 96. tars |
| 4. aster | 35. pie | 66. set | 97. tea |
| 5. at | 36. pier | 67. sip | 98. tear |
| 6. ate | 37. piers | 68. sir | 99. tears |
| 7. ear | 38. pies | 69. sire | 100. teas |
| 8. ears | 39. pit | 70. sit | 101. tie |
| 9. east | 40. pita | 71. site | 102. tier |
| 10. eat | 41. pitas | 72. spa | 103. tiers |
| 11. eats | 42. pits | 73. spar | 104. ties |
| 12. era | 43. rat | 74. spare | 105. tip |
| 13. eras | 44. rate | 75. spate | 106. tips |
| 14. it | 45. rates | 76. spear | 107. tire |
| 15. its | 46. rats | 77. spire | 108. tires |
| 16. ire | 47. reap | 78. sprite | 109. tis |
| 17. par | 48. reaps | 79. spit | 110. traipse |
| 18. pars | 49. rep | 80. spite | 111. trip |
| 19. parse | 50. reps | 81. star | 112. tripe |
| 20. part | 51. rest | 82. stare | 113. tripes |
| 21. parties | 52. rest | 83. step | 114. trips |
| 22. parts | 53. rip | 84. stir | |
| 23. past | 54. ripe | 85. strip | |
| 24. pat | 55. ripest | 86. stripe | |
| 25. pate | 56. rips | 87. tap | |
| 26. pates | 57. rise | 88. tape | |
| 27. pats | 58. rite | 89. taper | |
| 28. pea | 59. rites | 90. tapers | |
| 29. pear | 60. sap | 91. tapes | |
| 30. pears | 61. sat | 92. taps | |
| 31. peas | 62. sate | 93. tar | |