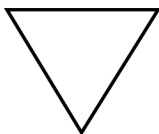




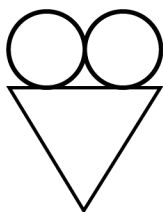
DRAW A FROG

Follow a few simple steps to draw this friendly frog.


First, draw the body - a triangle point down.




Next, draw eyes - two big circles on top of the triangle.




Draw eyeballs - black dots in the middle of the eyes




Draw front legs - two upside down T shapes side by side




Draw back legs - ovals pointing outward from the bottom point of the triangle and make a horizontal line




Draw feet - two long skinny triangles with three zig zags - they should protrude from the bottom of the body



You can make him smile



Or talk



Finally, color or paint it however you like - though remember, Og is a green frog!

